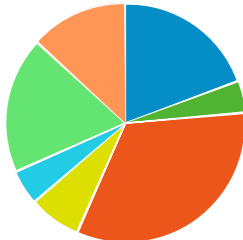


Wyoming County, New York

Consumer Spending Report (Wyoming County, New York)

Apparel (2016)

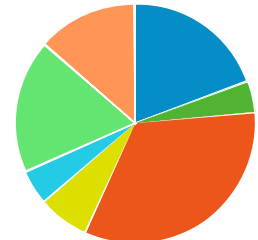
- Men's Apparel
- Boys' Apparel
- Women's Apparel
- Girls' Apparel
- Infants Apparel
- Footwear
- Apparel Services and Accessories



	\$ PER HOUSEHOLD	TOTAL \$000'S
Totals:	\$1,814	\$28,334
Men's Apparel	\$350	\$5,466
Boys' Apparel	\$78	\$1,224
Women's Apparel	\$598	\$9,340
Girls' Apparel	\$127	\$1,984
Infants Apparel	\$87	\$1,373
Footwear	\$333	\$5,206
Apparel Services and Accessories	\$239	\$3,740

Apparel (2021)

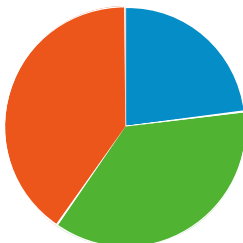
- Men's Apparel
- Boys' Apparel
- Women's Apparel
- Girls' Apparel
- Infants Apparel
- Footwear
- Apparel Services and Accessories



	\$ PER HOUSEHOLD	TOTAL \$000'S
Totals:	\$1,993	\$32,093
Men's Apparel	\$385	\$6,206
Boys' Apparel	\$84	\$1,367
Women's Apparel	\$660	\$10,632
Girls' Apparel	\$137	\$2,219
Infants Apparel	\$95	\$1,539
Footwear	\$358	\$5,769
Apparel Services and Accessories	\$270	\$4,361

Entertainment (2016)

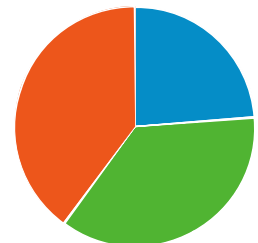
- Fees And Admissions
- Video And Audio Equipment
- Recreational Equipment And Supplies



	\$ PER HOUSEHOLD	TOTAL \$000'S
Totals:	\$2,936	\$45,850
Fees And Admissions	\$677	\$10,581
Video And Audio Equipment	\$1,075	\$16,786
Recreational Equipment And Supplies	\$1,183	\$18,484

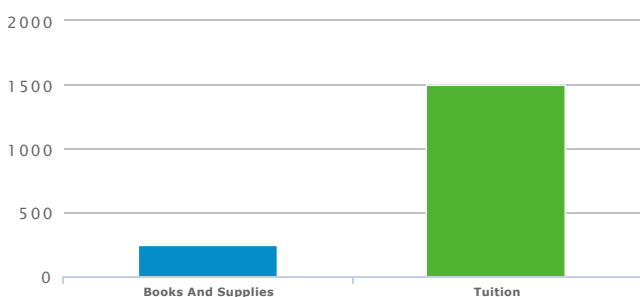
Entertainment (2021)

- Fees And Admissions
- Video And Audio Equipment
- Recreational Equipment And Supplies



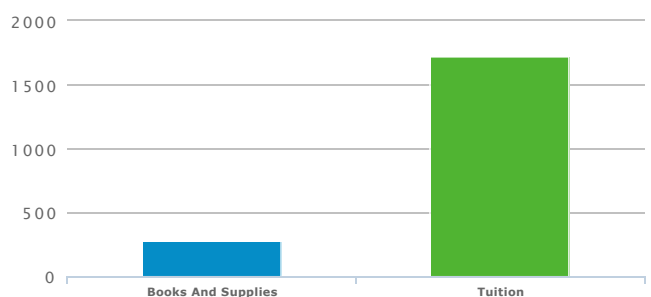
	\$ PER HOUSEHOLD	TOTAL \$000'S
Totals:	\$3,227	\$51,948
Fees And Admissions	\$770	\$12,402
Video And Audio Equipment	\$1,170	\$18,833
Recreational Equipment And Supplies	\$1,286	\$20,712

Education (2016)



	\$ PER HOUSEHOLD	TOTAL \$000'S
Totals:	\$1,741	\$27,187

Education (2021)

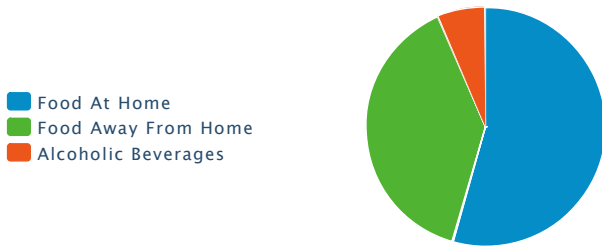


	\$ PER HOUSEHOLD	TOTAL \$000'S
Totals:	\$1,997	\$32,152

Books And Supplies	\$244	\$3,812
Tuition	\$1,497	\$23,376

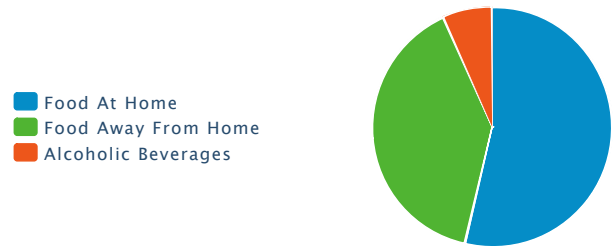
Books And Supplies	\$280	\$4,508
Tuition	\$1,717	\$27,644

Food and Beverages (2016)



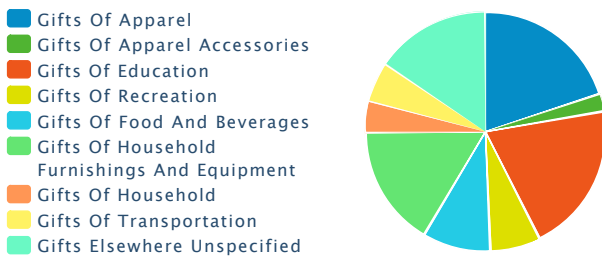
	\$ PER HOUSEHOLD	TOTAL \$000'S
Totals:	\$7,836	\$122,365
Food At Home	\$4,268	\$66,641
Food Away From Home	\$3,061	\$47,795
Alcoholic Beverages	\$507	\$7,929

Food and Beverages (2021)



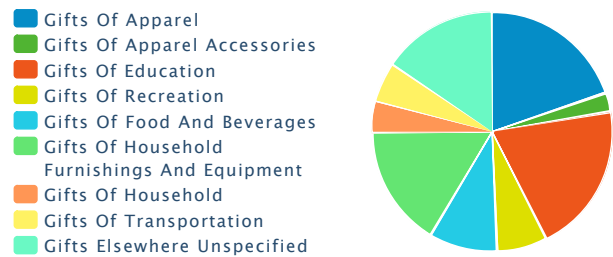
	\$ PER HOUSEHOLD	TOTAL \$000'S
Totals:	\$8,512	\$137,015
Food At Home	\$4,576	\$73,668
Food Away From Home	\$3,367	\$54,210
Alcoholic Beverages	\$567	\$9,138

Gifts (2016)




	\$ PER HOUSEHOLD	TOTAL \$000'S
Totals:	\$1,227	\$19,173
Gifts Of Apparel	\$243	\$3,805
Gifts Of Apparel Accessories	\$30	\$484
Gifts Of Education	\$248	\$3,873
Gifts Of Recreation	\$83	\$1,308
Gifts Of Food And Beverages	\$113	\$1,775
Gifts Of Household Furnishings And Equipment	\$199	\$3,119
Gifts Of Household	\$52	\$815
Gifts Of Transportation	\$66	\$1,035
Gifts Elsewhere Unspecified	\$189	\$2,960

Gifts (2021)




	\$ PER HOUSEHOLD	TOTAL \$000'S
Totals:	\$1,390	\$22,382
Gifts Of Apparel	\$275	\$4,432
Gifts Of Apparel Accessories	\$35	\$564
Gifts Of Education	\$280	\$4,514
Gifts Of Recreation	\$94	\$1,527
Gifts Of Food And Beverages	\$128	\$2,065
Gifts Of Household Furnishings And Equipment	\$226	\$3,640
Gifts Of Household	\$58	\$945
Gifts Of Transportation	\$75	\$1,222
Gifts Elsewhere Unspecified	\$215	\$3,472

Household Furnishings (2016)



	\$ PER HOUSEHOLD	TOTAL \$000'S
Totals:	\$1,785	\$27,877
Household Textiles	\$113	\$1,772
Furniture	\$455	\$7,107
Floor Coverings	\$23	\$369
Major Appliances	\$231	\$3,619

Household Furnishings (2021)



	\$ PER HOUSEHOLD	TOTAL \$000'S
Totals:	\$1,979	\$31,861
Household Textiles	\$124	\$2,012
Furniture	\$507	\$8,169
Floor Coverings	\$27	\$439
Major Appliances	\$254	\$4,098

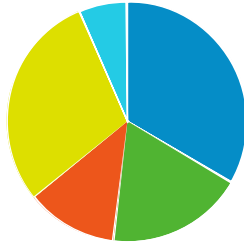
Housewares And Small Appliances \$961 \$15,010

Housewares And Small Appliances \$1,065 \$17,143

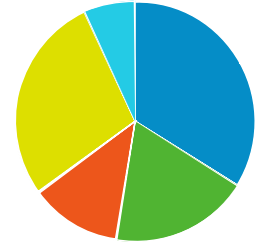
Shelter (2016)

Shelter (2021)

- Mortgage Interest
- Property Taxes
- Miscellaneous Owned Dwelling Costs
- Rental Costs
- Other Lodging



- Mortgage Interest
- Property Taxes
- Miscellaneous Owned Dwelling Costs
- Rental Costs
- Other Lodging



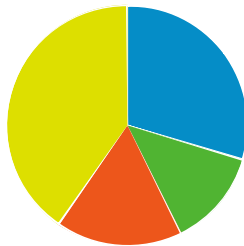
	\$ PER HOUSEHOLD	TOTAL \$000'S
Totals:	\$10,789	\$168,463
Mortgage Interest	\$3,610	\$56,370
Property Taxes	\$1,986	\$31,017
Miscellaneous Owned Dwelling Costs	\$1,320	\$20,624
Rental Costs	\$3,164	\$49,418
Other Lodging	\$706	\$11,034

	\$ PER HOUSEHOLD	TOTAL \$000'S
Totals:	\$11,878	\$191,189
Mortgage Interest	\$4,025	\$64,796
Property Taxes	\$2,221	\$35,765
Miscellaneous Owned Dwelling Costs	\$1,470	\$23,675
Rental Costs	\$3,338	\$53,743
Other Lodging	\$820	\$13,211

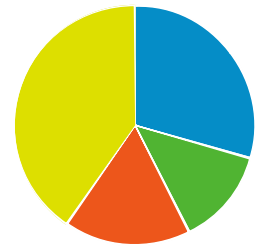
Household Operations (2016)

Household Operations (2021)

- Babysitting And Elderly Care
- Household Services
- Alimony And Child Support
- Household Supplies



- Babysitting And Elderly Care
- Household Services
- Alimony And Child Support
- Household Supplies



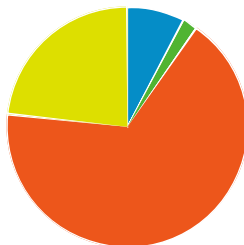
	\$ PER HOUSEHOLD	TOTAL \$000'S
Totals:	\$1,420	\$22,185
Babysitting And Elderly Care	\$420	\$6,568
Household Services	\$186	\$2,915
Alimony And Child Support	\$241	\$3,769
Household Supplies	\$572	\$8,932

	\$ PER HOUSEHOLD	TOTAL \$000'S
Totals:	\$1,594	\$25,657
Babysitting And Elderly Care	\$469	\$7,554
Household Services	\$209	\$3,377
Alimony And Child Support	\$272	\$4,388
Household Supplies	\$642	\$10,337

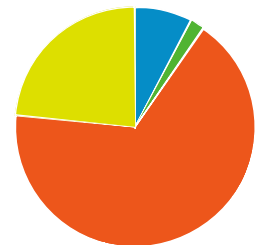
Personal Care (2016)

Personal Care (2021)

- Hair Care
- Electric Personal Care Appliances
- Personal Care Services
- Personal Care Products



- Hair Care
- Electric Personal Care Appliances
- Personal Care Services
- Personal Care Products



	\$ PER HOUSEHOLD	TOTAL \$000'S
Totals:	\$684	\$10,686
Hair Care	\$53	\$832
Electric Personal Care Appliances	\$13	\$211
Personal Care Services	\$457	\$7,146
Personal Care Products	\$159	\$2,497

	\$ PER HOUSEHOLD	TOTAL \$000'S
Totals:	\$749	\$12,059
Hair Care	\$58	\$940
Electric Personal Care Appliances	\$14	\$238
Personal Care Services	\$500	\$8,062
Personal Care Products	\$175	\$2,819

Utilities (2016)

Utilities (2021)

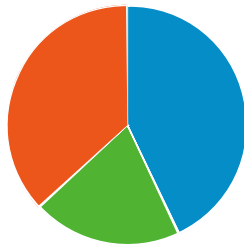
- Natural Gas
- Electricity
- Fuel Oil And Other Fuels
- Telephone Service
- Other Utilities



	\$ PER HOUSEHOLD	TOTAL \$000'S
Totals:	\$4,053	\$63,285
Natural Gas	\$428	\$6,688
Electricity	\$1,542	\$24,086
Fuel Oil And Other Fuels	\$148	\$2,314
Telephone Service	\$1,381	\$21,574
Other Utilities	\$552	\$8,623

Reading (2016)

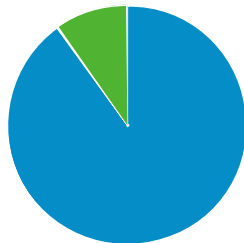
- Newspapers
- Magazines
- Books



	\$ PER HOUSEHOLD	TOTAL \$000'S
Totals:	\$116	\$1,818
Newspapers	\$49	\$781
Magazines	\$23	\$372
Books	\$42	\$665

Tobacco (2016)

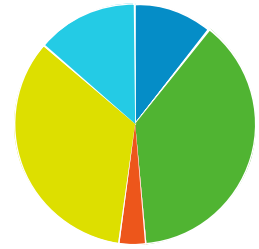
- Cigarettes
- Other Tobacco Products



	\$ PER HOUSEHOLD	TOTAL \$000'S
Totals:	\$345	\$5,397
Cigarettes	\$311	\$4,856
Other Tobacco Products	\$34	\$540

Transportation (2016)

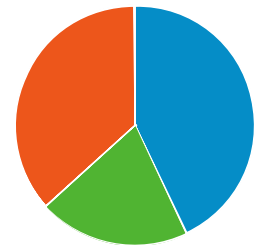
- Natural Gas
- Electricity
- Fuel Oil And Other Fuels
- Telephone Service
- Other Utilities



	\$ PER HOUSEHOLD	TOTAL \$000'S
Totals:	\$4,365	\$70,264
Natural Gas	\$463	\$7,465
Electricity	\$1,654	\$26,626
Fuel Oil And Other Fuels	\$160	\$2,581
Telephone Service	\$1,489	\$23,982
Other Utilities	\$597	\$9,610

Reading (2021)

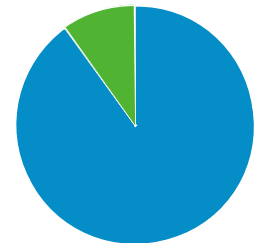
- Newspapers
- Magazines
- Books



	\$ PER HOUSEHOLD	TOTAL \$000'S
Totals:	\$128	\$2,070
Newspapers	\$55	\$889
Magazines	\$26	\$424
Books	\$47	\$757

Tobacco (2021)

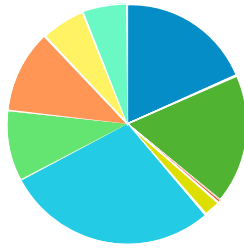
- Cigarettes
- Other Tobacco Products



	\$ PER HOUSEHOLD	TOTAL \$000'S
Totals:	\$362	\$5,834
Cigarettes	\$326	\$5,251
Other Tobacco Products	\$36	\$584

Transportation (2021)

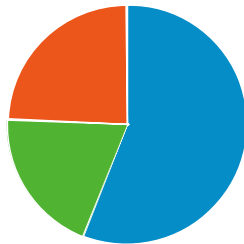
- New Vehicle Purchase
- Used Vehicle Purchase
- Motorcycles (New And Used)
- Vehicle Finance Charges
- Gasoline And Oil
- Vehicle Repair And Maintenance
- Vehicle Insurance
- Public Transportation
- Other Transportation Costs



	\$ PER HOUSEHOLD	TOTAL \$000'S
Totals:	\$10,199	\$159,261
New Vehicle Purchase	\$1,877	\$29,314
Used Vehicle Purchase	\$1,791	\$27,970
Motorcycles (New And Used)	\$44	\$701
Vehicle Finance Charges	\$237	\$3,705
Gasoline And Oil	\$2,911	\$45,455
Vehicle Repair And Maintenance	\$966	\$15,091
Vehicle Insurance	\$1,147	\$17,917
Public Transportation	\$613	\$9,575
Other Transportation Costs	\$610	\$9,533

Health Care (2016)

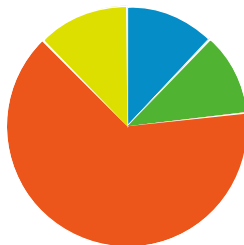
- Health Care Insurance
- Health Care Services
- Health Care Supplies And Equipment



	\$ PER HOUSEHOLD	TOTAL \$000'S
Totals:	\$4,361	\$68,102
Health Care Insurance	\$2,441	\$38,117
Health Care Services	\$861	\$13,444
Health Care Supplies And Equipment	\$1,059	\$16,542

Miscellaneous Expenses (2016)

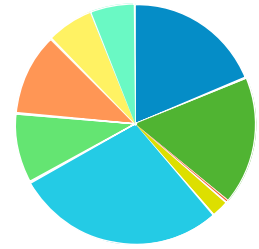
- Legal And Accounting
- Funeral And Cemetery
- Finance Charges Excluding Mortgage And Vehicle
- Other Miscellaneous Expenses



	\$ PER HOUSEHOLD	TOTAL \$000'S
Totals:	\$790	\$12,343
Legal And Accounting	\$95	\$1,497
Funeral And Cemetery	\$88	\$1,381
Finance Charges Excluding Mortgage And Vehicle	\$508	\$7,934
Other Miscellaneous Expenses	\$98	\$1,531

Personal Insurance (2016)

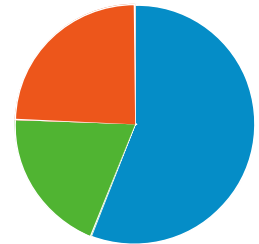
- New Vehicle Purchase
- Used Vehicle Purchase
- Motorcycles (New And Used)
- Vehicle Finance Charges
- Gasoline And Oil
- Vehicle Repair And Maintenance
- Vehicle Insurance
- Public Transportation
- Other Transportation Costs



	\$ PER HOUSEHOLD	TOTAL \$000'S
Totals:	\$11,088	\$178,480
New Vehicle Purchase	\$2,082	\$33,527
Used Vehicle Purchase	\$1,904	\$30,662
Motorcycles (New And Used)	\$48	\$784
Vehicle Finance Charges	\$256	\$4,128
Gasoline And Oil	\$3,129	\$50,365
Vehicle Repair And Maintenance	\$1,049	\$16,891
Vehicle Insurance	\$1,241	\$19,982
Public Transportation	\$694	\$11,180
Other Transportation Costs	\$680	\$10,961

Health Care (2021)

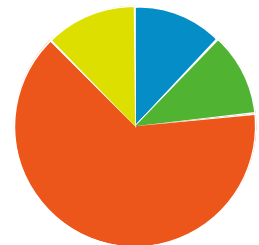
- Health Care Insurance
- Health Care Services
- Health Care Supplies And Equipment



	\$ PER HOUSEHOLD	TOTAL \$000'S
Totals:	\$4,711	\$75,833
Health Care Insurance	\$2,636	\$42,434
Health Care Services	\$927	\$14,936
Health Care Supplies And Equipment	\$1,147	\$18,462

Miscellaneous Expenses (2021)

- Legal And Accounting
- Funeral And Cemetery
- Finance Charges Excluding Mortgage And Vehicle
- Other Miscellaneous Expenses



	\$ PER HOUSEHOLD	TOTAL \$000'S
Totals:	\$860	\$13,843
Legal And Accounting	\$104	\$1,680
Funeral And Cemetery	\$96	\$1,558
Finance Charges Excluding Mortgage And Vehicle	\$552	\$8,888
Other Miscellaneous Expenses	\$106	\$1,717

Personal Insurance (2021)

	\$ PER HOUSEHOLD	TOTAL \$000'S
	\$366	\$5,728

	\$ PER HOUSEHOLD	TOTAL \$000'S
	\$412	\$6,645

Contributions (2016)		
	\$ PER HOUSEHOLD	TOTAL \$000'S
	\$2,096	\$32,733

Contributions (2021)		
	\$ PER HOUSEHOLD	TOTAL \$000'S
	\$2,393	\$38,530

Retail Potential (2016)		
	\$ PER HOUSEHOLD	TOTAL \$000'S
New Car Dealers	\$3,728	\$58,210
User Car Dealers	\$223	\$3,485
Recreational Vehicle Dealers	\$11	\$178
Motorcycle and Boat Dealers	\$159	\$2,485
Auto Parts and Accessories	\$575	\$8,985
Tire Dealers	\$262	\$4,098
Furniture Stores	\$351	\$5,481
Floor Covering Stores	\$125	\$1,961
Other Home Furnishing Stores	\$117	\$1,835
Appliances and Electronics Stores	\$819	\$12,793
Computer Stores	\$1,450	\$22,645
Camera and Photography Stores	\$96	\$1,499
Hardware Stores	\$191	\$2,988
Paint and Wallpaper Stores	\$17	\$275
Home Centers	\$427	\$6,670
Other Building Materials Stores	\$508	\$7,943
Outdoor Power Equipment Stores	\$16	\$251
Nursery and Garden Stores	\$129	\$2,014
Grocery Stores	\$5,962	\$93,094
Convenience Stores	\$254	\$3,977
Meat Markets	\$61	\$964
Fish and Seafood Markets	\$14	\$227
Fruit and Vegetable Markets	\$29	\$454
Other Specialty Food Markets	\$45	\$711
Liquor Stores	\$139	\$2,170
Pharmacy and Drug Stores	\$1,259	\$19,659
Costmetics and Beauty Stores	\$53	\$841
Optical Goods Stores	\$131	\$2,053
Other Health and Personal Care Stores	\$102	\$1,598
Gasoline Stations with Convenience Stores	\$957	\$14,957
Gasoline Stations without Convenience Stores	\$158	\$2,478
Men's Clothing Stores	\$52	\$816
Women's Clothing Stores	\$166	\$2,606
Childrens' and Infant's Clothing Stores	\$92	\$1,452
Family Clothing Stores	\$352	\$5,503
Clothing Accessory Stores	\$18	\$288
Other Apparel Stores	\$41	\$655
Shoe Stores	\$117	\$1,834
Jewelry Stores	\$218	\$3,405
Luggage Stores	\$210	\$3,280
Sporting Goods Stores	\$159	\$2,492
Hobby, Toy, and Game Stores	\$47	\$735
Sewing and Needlecraft Stores	\$17	\$269
Musical Instrument Stores	\$37	\$589
Book Stores	\$336	\$5,260
Record,Tape,and CD Stores	\$89	\$1,394
Department Stores	\$2,768	\$43,234
Warehouse Superstores	\$1,200	\$18,750
Other General Merchandise Stores	\$332	\$5,189
Florists	\$27	\$425
Office and Stationary Stores	\$250	\$3,918

Source: Applied Geographic Solutions, 2016

Gift and Souvenir Stores	\$81	\$1,268
Used Merchandise Stores	\$53	\$838
Pet and Pet Supply Stores	\$111	\$1,747
Art Dealers	\$10	\$158
Mobile Home Dealers	\$0	\$12
Other Miscellaneous Retail Stores	\$111	\$1,736
Mail Order and Catalog Stores	\$2,011	\$31,404
Vending Machines	\$88	\$1,375
Fuel Dealers	\$363	\$5,674
Other Direct Selling Establishments	\$181	\$2,827
Hotels and Other Travel Accomodations	\$134	\$2,097
RV Parks	\$2	\$32
Rooming and Boarding Houses	\$1	\$16
Full Service Restaurants	\$904	\$14,118
Limited Service Restaurants	\$899	\$14,044
Special Food Services and Catering	\$151	\$2,359
Drinking Places	\$80	\$1,253

The image shows a Google Map of Buffalo, New York, with a popup window titled "INVEST BUFFALO NIAGARA". The popup displays demographic and economic data for Wyoming County, New York, and provides a list of report options.

INVEST BUFFALO NIAGARA

Wyoming County, New York
Population: 40,845
Labor Force Size: 19,615
Bachelors Degree or Higher: 15.06%
Household Median Income: 55,094
Commute Travel Time: 24

- Save to folder
- Full Report
- Labor Force Report
- Demographics Report
- Consumer
- Spending Report
- Wages Report
- Business Report
- Talent Pool Report
- Housing Report
- Segmentation Report

Map data ©2017 Google Terms of Use